



HOW TO APPLY FOR THE INFLATION REDUCTION ACT 25C TAX CREDIT

Air Sealing of ductwork is
eligible for up to a \$1,200 tax credit.

This packet includes everything
needed to apply for the 30%, up
to \$1,200 tax credit included in
the Inflation Reduction Act
section 25c update.

[AEROSEAL.COM](https://www.aeroseal.com)

Understanding the Inflation Reduction Act

The IRA renewed & expanded the Nonbusiness Energy Property under the new name 'Energy Efficient Home Improvement Credit' which also included an expansion to Section 25c to now include air sealing of ductwork. The expanded Section 25c offers a 30%, up to \$1,200 tax credit for homeowners that sealed their duct work using AeroSeal.


This tax credit is applied yearly to reduce your overall tax burden.

HOW TO APPLY

To apply for the Section 25c tax credit, you will need the following:

- AeroSeal Manufacturer's Certification Statement, found on the next page.
- Seal Certificate for your home, this is provided by your AeroSeal authorized contractor once the seal is completed.
- Tax Form 5695, available on the IRS.gov website.

Save these documents for your records and complete Tax Form 5695 when you submit your federal taxes, and you will receive your 30%, up to \$1,200 tax credit.



Overview of Air Sealing Ducts with AeroSeal



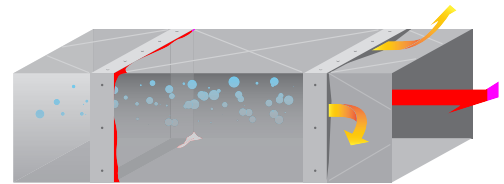
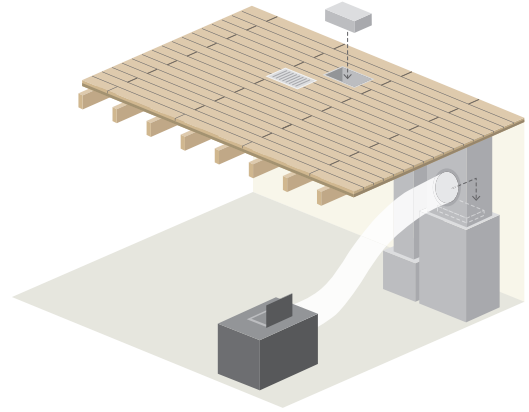
Through air sealing, holes are effectively sealed throughout ducts and vents from within by spraying a water-based glue formula inside the duct system, filling in any small holes or cracks that normally couldn't be reached with traditional, manual duct sealing methods like mastic or tape.

Duct sealing keeps the warmed or cooled air inside the duct system, allowing for more air to be delivered throughout the home. This makes the system work less and results in a more consistent temperature.

STEP 1

Prep & Test


Registers, air conditioning indoor coil, fan, and furnace are temporarily blocked with foam plugs to force air in the duct work to escape through any leaks and prevent sealant particles from entering parts of the HVAC system. Once the system is prepped, the AeroSeal machine is connected to the duct work using lay flat tubing. A small access hole is cut into the supply or return, and a temporary collar is attached. The AeroSeal system runs a pretest that pressurizes the duct system and detects the exact amount of duct leakage in the duct system.



STEP 2

Seal & Measure

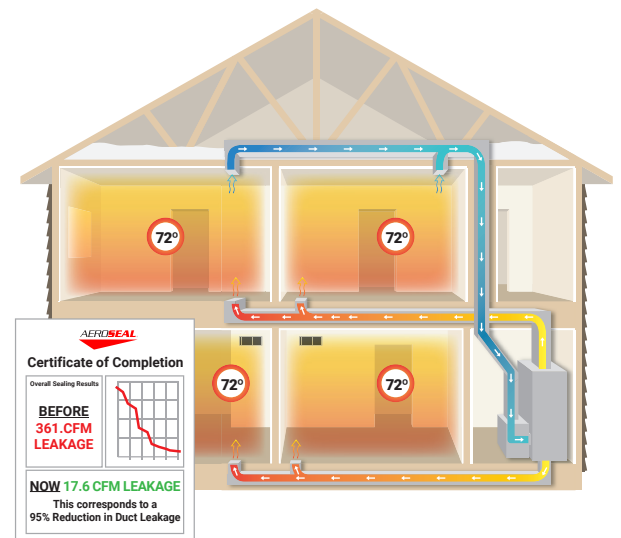
The patented aerosol sealant is injected as a mist into the ductwork. Holes and cracks in the duct system are found by the pressurization. Aerosol particles collect on the edges of holes and cracks in the ductwork to seal them from the inside. Results are shown in real-time on the computer.



STEP 3

Review Results

After the sealing completes, a computer-generated report summarizes the duct leakage reduction, providing a verifiable certificate of the success of the AeroSeal application.



See the Full Process Online at AEROSEAL.COM



Manufacturer's Certification Statement

IRC 25C: Energy Efficient Home Improvement Tax Credit

Aeroseal, LLC certifies that the material or system listed below when properly installed in accordance with our instructions, are **"Qualified Energy Efficiency Improvements"** as defined in IRC 25C.

- HVAC Duct Air Sealing

Homeowners' Certification:

The following product has been installed in the primary residence of the following taxpayer.

Homeowner Name:		SSN:
Primary Residence Address:		
Service Provided:		
Price Paid:	Date Purchased:	Date Performed:

Keep this document and proof of purchase or receipt with your income tax records.

DO NOT SEND TO AEROSEAL, LLC
